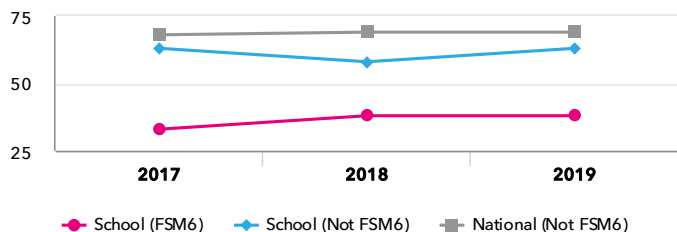


# Disadvantaged pupils

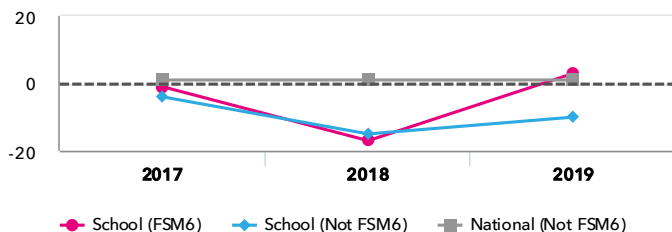
## KS1 attainment for disadvantaged pupils 2019

% Expected Standard + (Re, Wr, Ma)

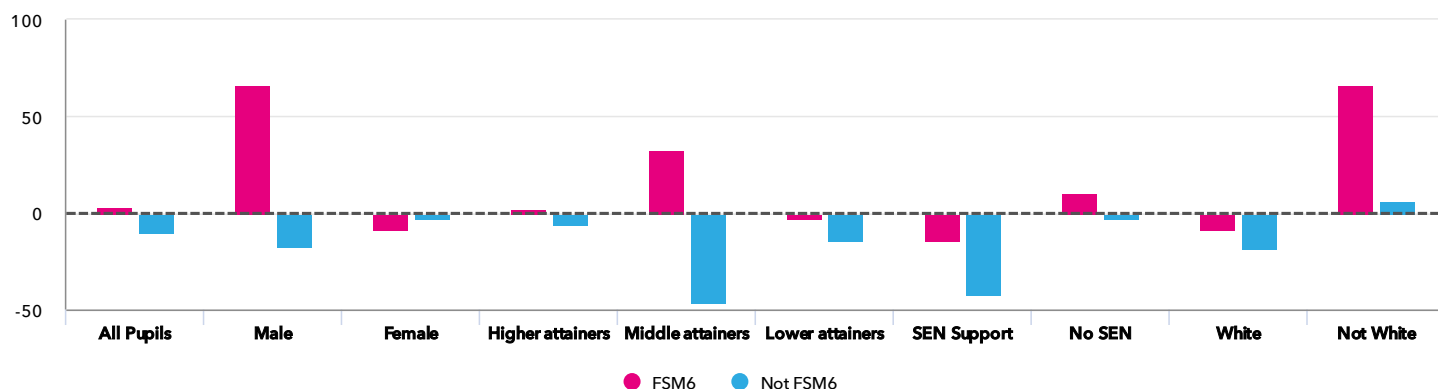


## KS1 progress for disadvantaged pupils 2019

% Expected Standard + (Re, Wr, Ma)



## Progress gap % Expected Standard + (Re, Wr, Ma)



## Attainment & progress

Pupils	Attainment			Progress					
	% Expected Standard + (Re, Wr, Ma)			% Expected Standard + (Re, Wr, Ma)					
	FSM6	Not FSM6	Gap	FSM6	Not FSM6	Gap			
<b>Summary</b>	All Pupils	8	51	38%	63%	-25%	3%	-10%	13%
<b>Gender</b>	Male	2	27	50%	48%	2%	66%	-17%	83%
	Female	6	24	33%	79%	-46%	-8%	-2%	-6%
<b>Prior Attainment</b>	Higher attainers	1	36	100%	83%	17%	1%	-6%	7%
	Middle attainers	1	3	100%	33%	67%	33%	-46%	79%
	Lower attainers	5	12	20%	8%	12%	-3%	-14%	11%
<b>SEN Group</b>	SEN Support	2	9	0%	22%	-22%	-14%	-42%	28%
	No SEN	6	42	50%	71%	-21%	10%	-3%	13%
<b>Ethnic Group</b>	White	7	34	29%	56%	-27%	-8%	-18%	10%
	Not White	1	17	100%	76%	24%	66%	6%	60%

### Census information

KS1's latest academic year uses the Spring 2019 DfE census. Earlier years use that year's Spring census – [learn more](#) · [See recent Aspire updates](#)