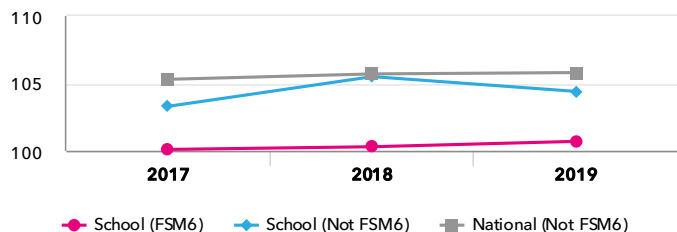


# Disadvantaged pupils

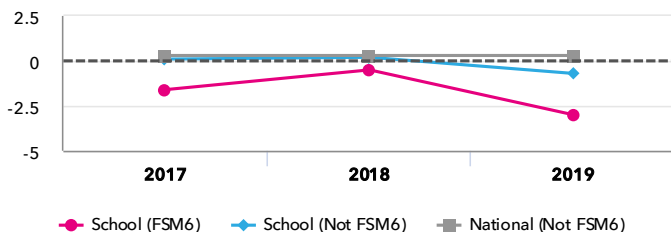
## KS2 attainment for disadvantaged pupils 2019

Average Scaled Score (Re, Ma)

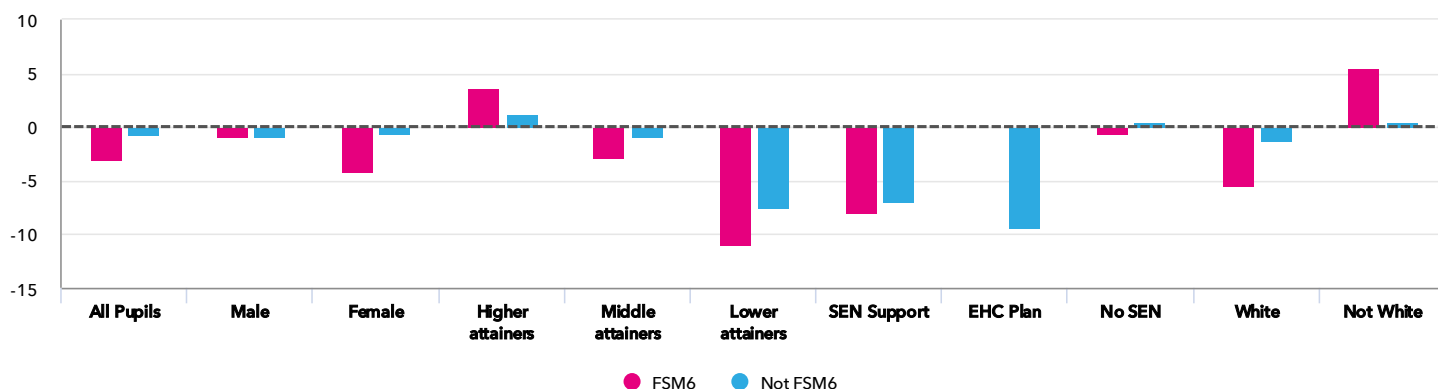


## KS2 progress for disadvantaged pupils 2019

Average Scaled Score (Re, Ma)



## Progress gap Average Scaled Score (Re, Ma)



## Attainment & progress

Pupils	Attainment			Progress					
	Average Scaled Score (Re, Ma)			Average Scaled Score (Re, Ma)					
	FSM6	Not FSM6	Gap	FSM6	Not FSM6	Gap			
<b>Summary</b>	All Pupils	11	50	100.7	104.4	-3.7	-3	-0.7	-2.3
<b>Gender</b>	Male	5	16	101.3	103.2	-1.9	-0.9	-0.8	-0.1
	Female	6	34	100.3	104.9	-4.6	-4.1	-0.6	-3.5
<b>DFE Prior Attainment</b>	Higher attainers	1	13	114	112.2	1.8	3.6	1.2	2.4
	Middle attainers	8	34	98.5	103.3	-4.8	-2.8	-0.8	-2
	Lower attainers	1	3	-	83.7	-	-10.9	-7.5	-3.4
<b>SEN Group</b>	SEN Support	3	2	92.5	96.3	-3.8	-7.9	-6.9	-1
	EHC Plan	1	2	-	88.8	-	-	-9.4	-
	No SEN	7	46	103.1	105.4	-2.3	-0.6	-0.0	-0.6
<b>Ethnic Group</b>	White	8	31	97.1	105	-7.9	-5.4	-1.2	-4.2
	Not White	3	19	113.5	103.4	10.1	5.5	0.2	5.3

### Census information

KS2's latest academic year uses the Spring 2019 DfE census. Earlier years use that year's Spring census – [learn more](#) · [See recent Aspire updates](#)